



Inspection Data Summary Report

BETA

 This is a new service – your [feedback](#) will help us to improve it.

St Catherine's CofE Primary School

URN: 142804 **LAESTAB:** 9083797 **Local authority:** Cornwall

Phase of education: Primary **Type of education:** Academy Converter

▶ [About the trust](#)

Release information: Provisional 2023 Phonics, Provisional 2023 KS1, Provisional 2023 KS2

Release date: 18 October 2023 [IDSR news page \(https://www.gov.uk/guidance/idsr-news-and-updates\)](https://www.gov.uk/guidance/idsr-news-and-updates)

School characteristics

	2021	2022	2023
School number on roll	Close to average 245	Close to average 242	Close to average 233
School % FSM	Close to average 21	Close to average 22	Close to average 21
School % SEND support	Above average 14	Close to average 13	Close to average 12
School % EHC plan	Close to average 1.6	Below average 1.2	Below average 1.7
School % EAL	Above average 16	Above average 15	Above average 15
School % stability	Below average 77	Below average 78	Close to average 81

2021

2022

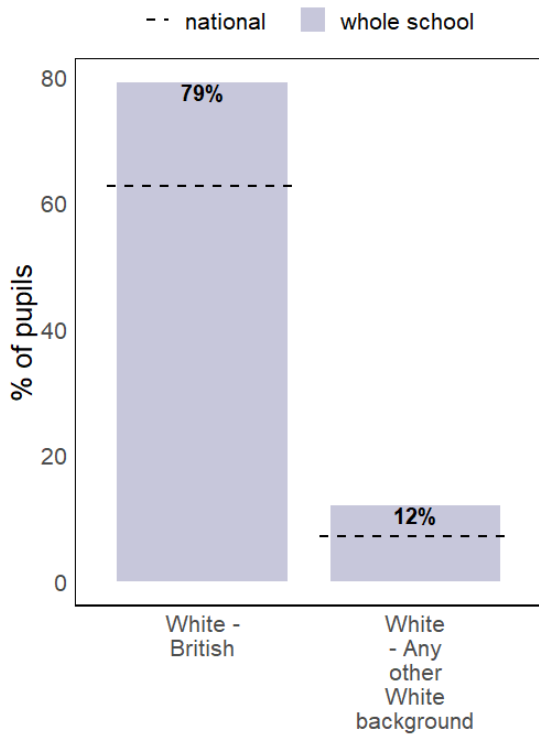
2023

Pupil base deprivation	Close to average	Close to average	Close to average
School location deprivation	Close to average	Close to average	Close to average

- The proportion of pupils with EAL (7%) in year 1 is low compared to other year groups.
- The proportion of pupils with EAL (29%) in year 6 is high compared to other year groups.
- The proportion of pupils eligible for FSM (31%) in year 4 is high compared to other year groups.

Ethnicity

Groups that represent 5% or more of the overall cohort



► [Table](#)

SEND characteristics

Type of resourced provision: No resourced provision

Number of pupils with SEND who are also FSM and/or CLA: 16

SEND primary need	SEND support (26)							Total
	R	Y1	Y2	Y3	Y4	Y5	Y6	
Specific Learning Difficulty	0	0	0	0	0	0	1	1
Moderate Learning Difficulty	0	0	0	1	0	1	1	3
Social, Emotional and Mental Health	1	1	0	0	0	1	1	4
Speech, Language and Communication Needs	3	2	3	2	1	0	1	12
Physical Disability	0	0	0	0	1	0	0	1
Autistic Spectrum Disorder	1	0	0	0	0	0	0	1
School Support NSA	0	1	1	0	1	0	1	4
Year group totals	5	4	4	3	3	2	5	26

SEND primary need	EHC plan (4)							Total
	R	Y1	Y2	Y3	Y4	Y5	Y6	
Social, Emotional and Mental Health	0	0	1	0	0	0	0	1
Speech, Language and Communication Needs	0	0	1	1	0	0	0	2
Autistic Spectrum Disorder	0	0	0	0	0	0	1	1
Year group totals	0	0	2	1	0	0	1	4

Staffing

- *There is nothing to highlight for the proportion of education support staff relative to teaching staff.*
- Per pupil spending was in the highest 20% of similar schools in 2021/22 for: Educational consultancy.
- Per pupil spending was in the lowest 20% of similar schools in 2021/22 for: Education support staff.
- *There is nothing to highlight for teachers with at least one period of sickness absence in 2021/22 or 2020/21.*
- 12 days on average were lost to teacher sickness absence in 2021/22. This was in the highest 20% nationally.
- At the time of the November 2022 census, there were no full-time vacant teacher posts in the school.
- *There is nothing to highlight for staff turnover in 2021, 2020 or 2019.*

Links to alternative provision and other providers

There were no links identified for this school from the January 2023 census.

Absence






- *There is nothing to highlight for overall absence in 2021/22 compared to all schools or schools with a similar level of deprivation.*
- *There is nothing to highlight for persistent absence in 2021/22 compared to all schools or schools with a similar level of deprivation.*


Suspensions & permanent exclusions

Whole school

- *For the whole school, there is nothing significant or exceptional to highlight for total suspensions compared to all schools in 2021/22, therefore no conclusions can be drawn from this data.*
- *For the whole school, there is nothing significant or exceptional to highlight for repeat suspensions compared to all schools in 2021/22, therefore no conclusions can be drawn from this data.*
- The 1 pupil in the whole school with a suspension in 2021/22 was suspended once.
- The 1 suspension in the whole school in 2021/22 was for **physical assault against a pupil**.
- There were no permanent exclusions in the whole school in 2021/22. The national average for this year was close to zero. There were no permanent exclusions in the previous two years either.

Progress and attainment at key stages 1 and 2

-  School difference from national has improved from comparator year
-  School difference from national has improved slightly from comparator year
-  Similar to comparator year or fewer than 11 pupils
-  School difference from national has weakened slightly from comparator year
-  School difference from national has weakened from comparator year

	2023 cohort/entries	Performance in 2023	2023 value	2023 nat value	1 year	4 year
Writing KS2 progress	30	Sig above national and 84th percentile	2.3	0.0		—

[Non-significant data](#)

- Of the 30 year 1 pupils, 5 did not meet the **phonics expected standard**. There were 6 pupil(s) that were screened for phonics in year 2 in 2023; 5 of those met the expected standard.

Pupil groups

Primary - 2023 data

No pupil groups were highlighted for this school.

Absence - 2021/22

	FSM	SEN	EAL
Overall absence	-	Lowest 20%	-
Persistent absence	-	Lowest 20%	-

[News and updates](#) [Cookie policy](#)

[Accessibility statement](#) [Privacy notice](#)

OGI

All content is available under the [Open Government Licence v3.0](#), except where otherwise stated

© Crown copyright